

## Flexem IoT HMI 6300 Series

### Model: FE6370C

#### Product Overview

---

Flexem 6300 Series is an upgraded version of the 6000 Series IoT HMI. In addition to continuing the characteristics of the 6000 series of high-value, cost-effective, pluggable and expandable FLink IoT modules, the upgrade adopts a high-performance 1GHz, 2-core Cortex-A7 processor and larger-capacity memory, providing a foundation for big data processing and efficient operation of the device.

In addition, the new HMI back cover and FLink structure design make FLink smaller in size, and FLink no longer protrudes above the height of the HMI back shell after installation, improving the aesthetics of the product and the ease of use of FLink.

#### Product Appearance

---

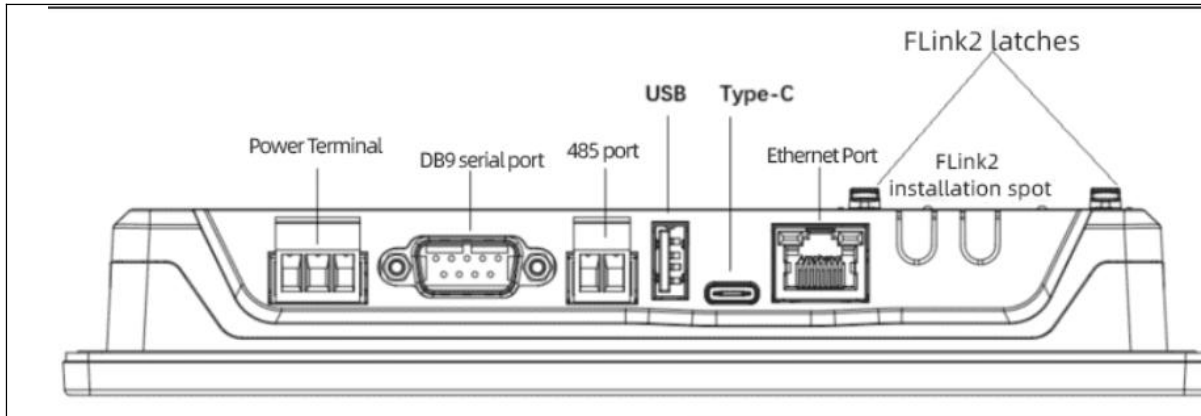


## Product Specifications

Hardware	Display	7" 16:9 TFT LCD
	Resolution	800×480
	Colors	24-bit
	Brightness	350 cd/m <sup>2</sup>
	Backlight	LED
	LCD Lifetime	50000 hours
	Touch Panel	4-wire industrial resistive touchscreen
	LCD Viewing Angles (T/B/L/R)	50°/70°/70°/70°
	CPU	1GHz, 2-core Cortex-A7
	Storage	256MB DDR3 + 4GB EMMC
	RTC	Built-in
	Ethernet	1* 10M/100M self-adaptive
	SD Card	N/A
	USB Port	1* Type-C OTG port; 1* USB Type A port
	Program Download Method	USB slave / Flash drive
Serial Port	COM1: RS232/RS485/RS422 COM3: RS232	
Electrical	Rated Power	< 10W
	Rated Voltage	DC24V, operational range: DC 9V~28V
	Power Protection	Lightning surge protection
	Power Interruption Tolerance	< 5mS
	CE & RoHS	EN61000-6-2:2005 and EN61000-6-4:2007 standards certified; RoHS certified; lightning surge ± 1kV; group pulse ± 2kV; electrostatic contact 4kV, air discharge 8kV
Environmental	Operating Temperature	0~50°C
	Storage Temperature	-20~60°C
	UV Resistance	Operating in high UV environment is prohibited (e.g., in direct sunlight)
	Environmental Humidity	10~90%RH (non-condensing)
	Vibration Endurance	10~25Hz (X/Y/Z direction, 2G/30 minutes)
	Cooling Method	Natural air cooling
Mechanical	Protection Level	Front: IP65 (with flush panel cabinet installation), Rear: IP20
	Enclosure Material	Engineering plastic
	Cutout Dimensions	190mm×136mm (+1.5mm/-0.0mm)

Dimensions	204mm×145mm×36.6mm (±0.3mm)
Weight	About 476g

## Wiring Definition



### Power Terminal (Pin 1~3 from left to right)

	Pin1	FG
	Pin2	0V
	Pin3	DC24V

### DB9 Serial Terminal

	Pin	COM1	COM3
	Pin1	Rx- (B) (RS422/485-)	
	Pin2	RxD (RS232)	
	Pin3	TxD (RS232)	
	Pin4	Tx- (RS422)	
	Pin5	GND	
	Pin6	Rx+ (A) (RS422/485+)	
	Pin7		RxD (RS232)
	Pin8		TxD (RS232)
Pin9	Tx+ (RS422)		

### 485 Terminals (Pin 1~2 from left to right)


	Pin1	A+ (COM2 RS485)
	Pin2	B- (COM2 RS485)

### Ethernet Port

	RJ45	Used for Ethernet configuration with controllers or connection with server
--	------	--

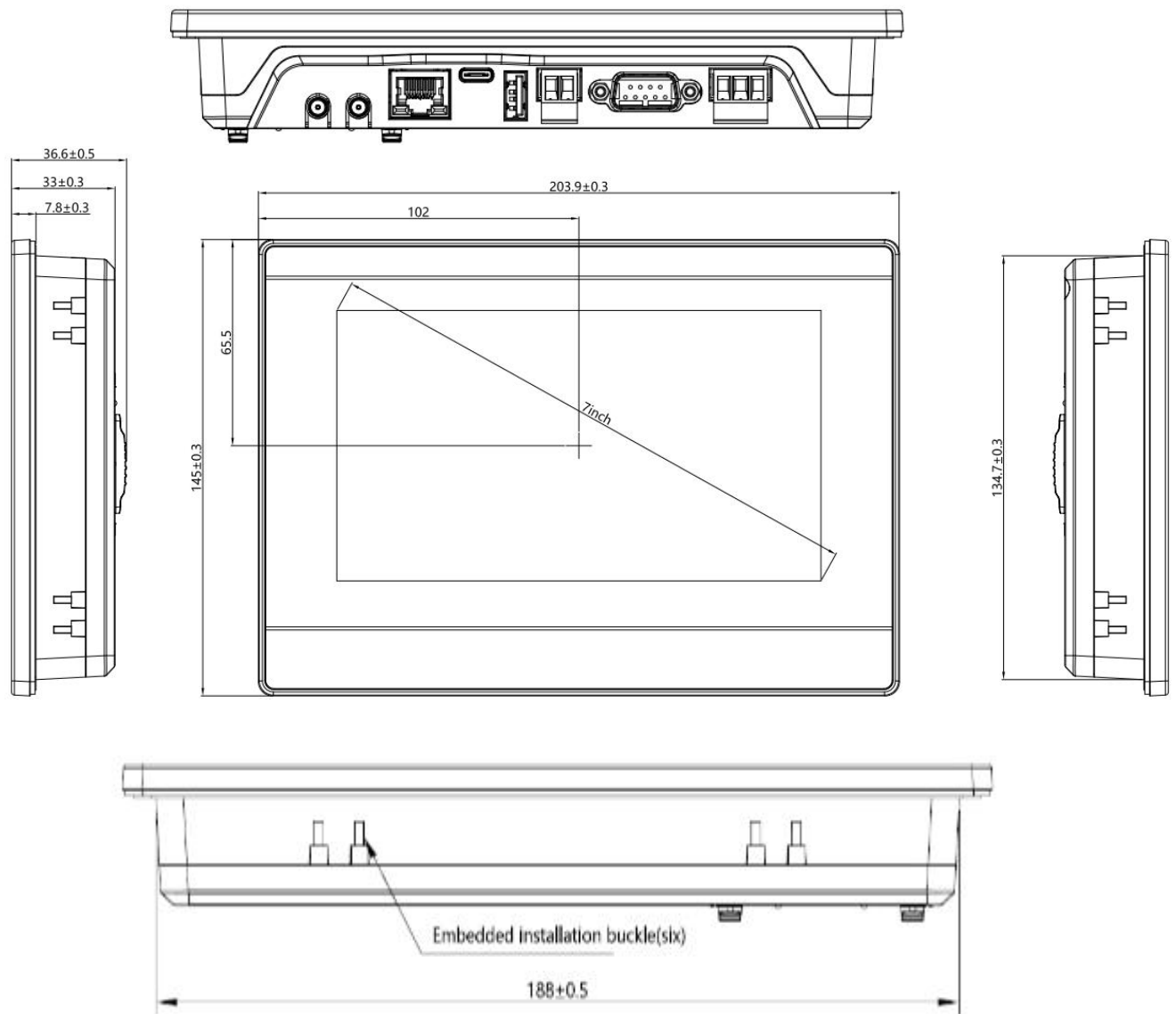
### Type-C OTG Port

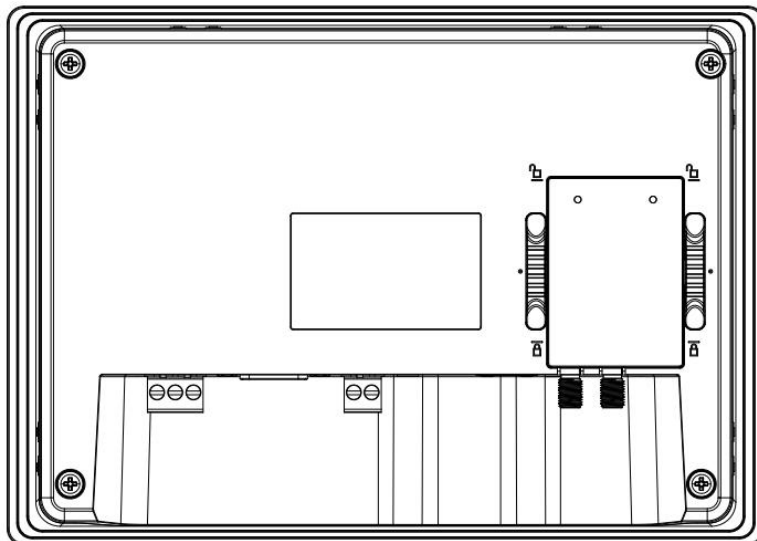
	Type-C	Slave port:Used for program download and debugging
		Host port:Used for peripheral devices,such

		as flash drive or bar code scanner (Type-C to Type-A USB conversion cable required)
USB Type A Port		
	Type A	Host port: Used for peripheral devices, such as Flash drive or bar code scanner

### Dimension drawings

#### FE6370c





Flush-mounted installation cutout dimensions: 190\*136 (+1.5mm/-0.0mm)